

Kioloa, February 11, 2006

Talk dedicated to François Bardou

Atomic Hanbury Brown and Twiss effect with He*: a step in quantum atom optics

Alain Aspect

Groupe d'Optique Atomique

Laboratoire Charles Fabry de l'Institut d'Optique - Orsay

<http://atomoptic.iota.u-psud.fr>

Atomic Hanbury Brown and Twiss effect with He^{*}: a step in quantum atom optics

- The H. B. & T. experiment with light: a landmark in quantum (photon) optics
- The HB&T effect with atoms
- Ultra cold He^{*} with a space and time resolved detector: a new tool in quantum atom optics

The HB&T experiment

Measurement of the correlation function of the photocurrents at two different points and times

$$g^{(2)}(\mathbf{r}_1, \mathbf{r}_2; \tau) = \frac{\langle i(\mathbf{r}_1, t) i(\mathbf{r}_2, t + \tau) \rangle}{\langle i(\mathbf{r}_1, t) \rangle \langle i(\mathbf{r}_2, t) \rangle}$$

Semi-classical model of the photodetection (classical em field, quantized detector):

Measure of the correlation function of the light intensity:

$$i(\mathbf{r}, t) \propto I(\mathbf{r}, t) = |\mathbf{E}(\mathbf{r}, t)|^2$$

NATURE

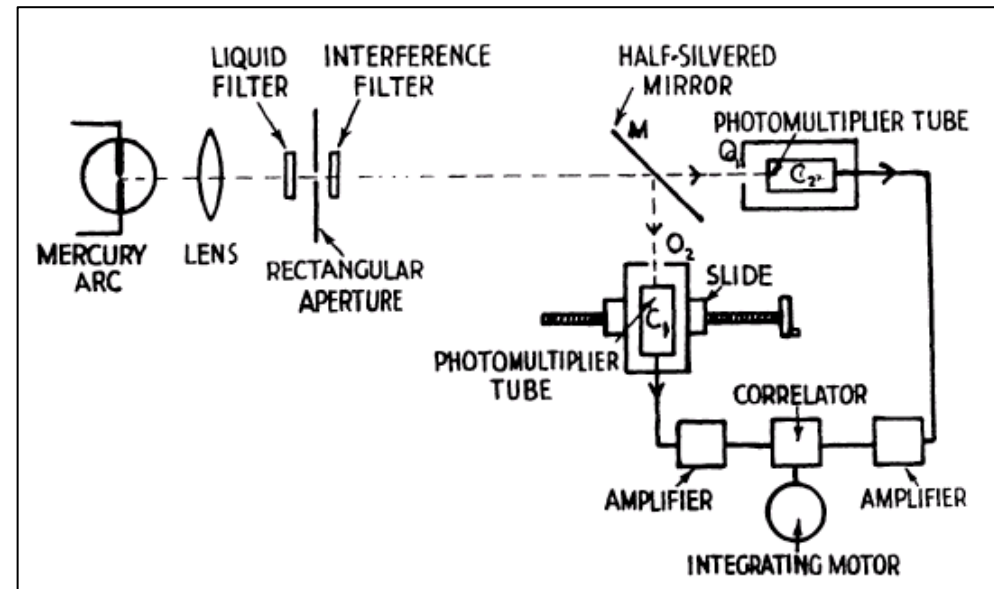

January 7, 1956 VOL. 177

CORRELATION BETWEEN PHOTONS IN TWO COHERENT BEAMS OF LIGHT

By R. HANBURY BROWN
University of Manchester, Jodrell Bank Experimental Station

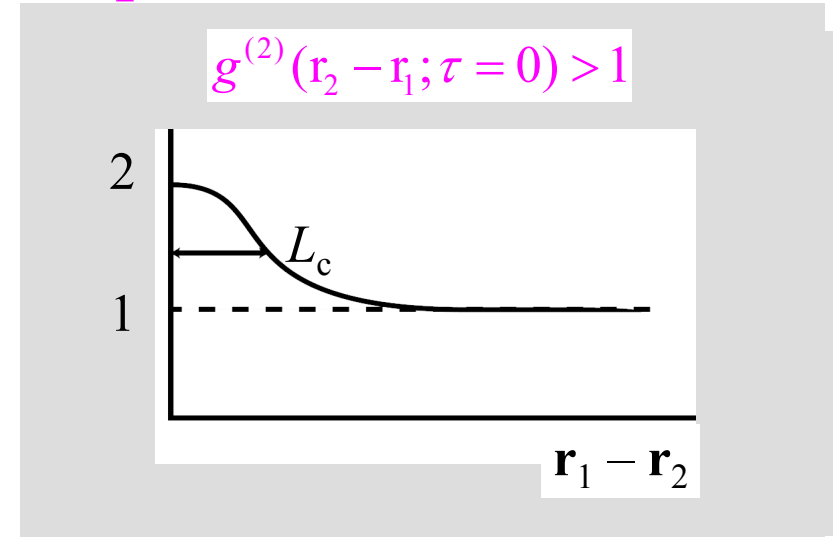
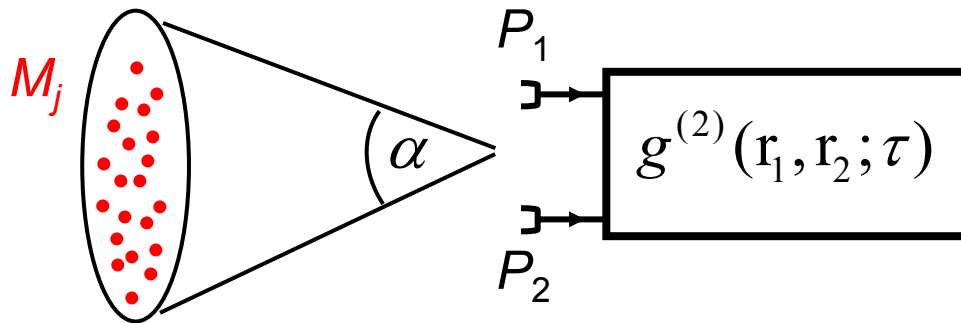
AND

R. Q. TWISS
Services Electronics Research Laboratory, Baldock



The HB&T effect

Light from incoherent source: time and space correlations



$$g^{(2)}(r_1 = r_2; \tau = 0) = 2$$

$$g^{(2)}(r_1 - r_2 \gg L_c; \tau \gg \tau_c) = 1$$

A measurement of $g^{(2)} - 1$ vs. τ and $r_1 - r_2$ yields the coherence volume

- time coherence

$$\tau_c \approx 1 / \Delta\omega$$

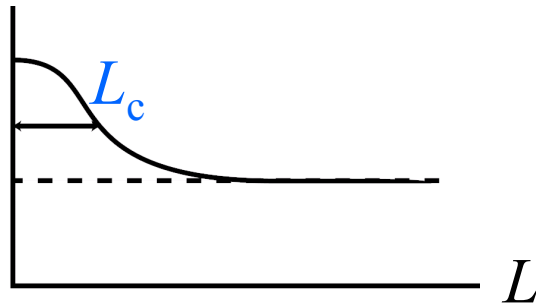
- space coherence

$$L_c \approx \lambda / \alpha$$

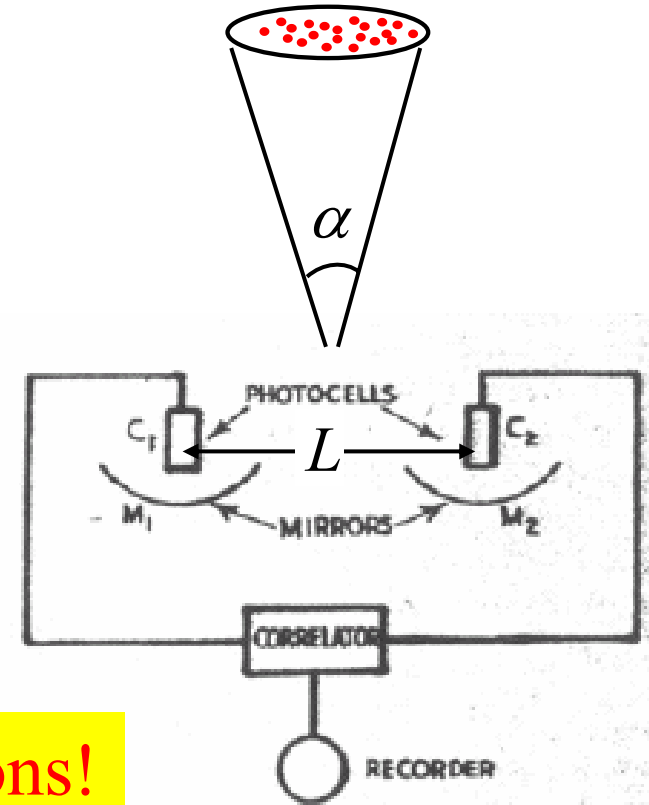
The HB&T stellar interferometer

Measure of the coherence area
⇒ angular diameter of a star

$$g^{(2)}(L)$$



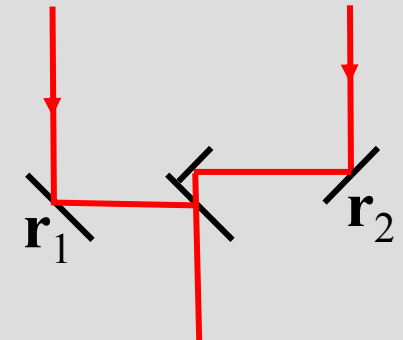
$$\alpha = \frac{\lambda}{L_c}$$



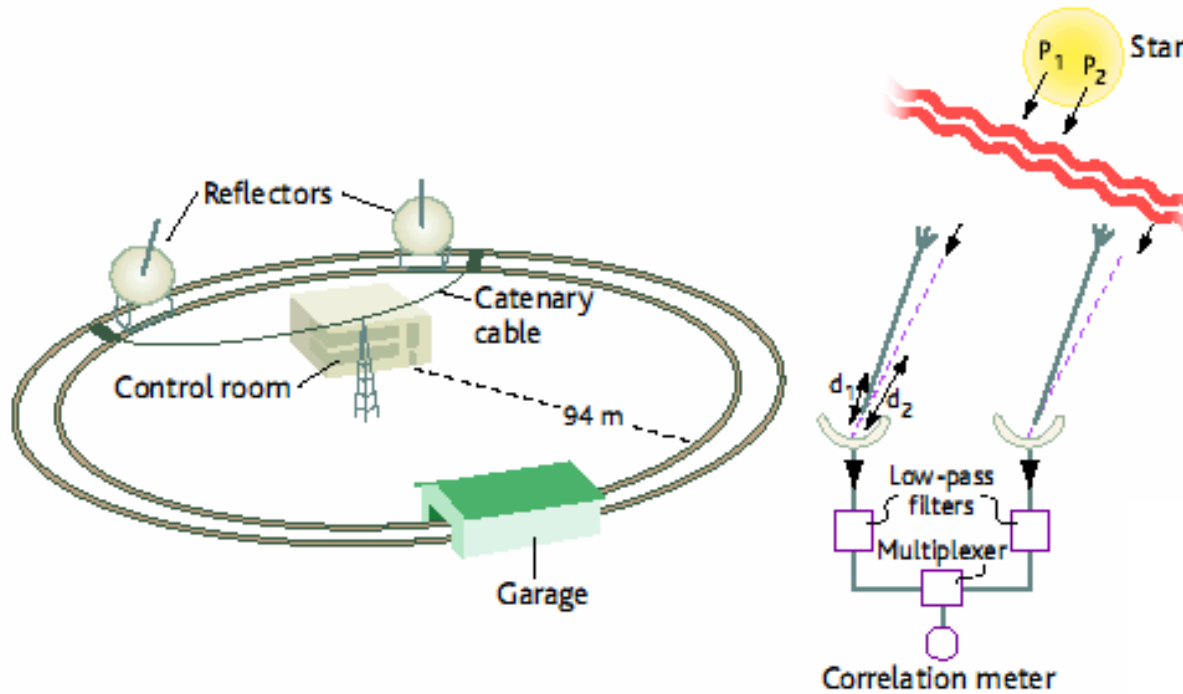
HB&T insensitive to atmospheric fluctuations!

Equivalent to the Michelson stellar interferometer ?

$$\text{Visibility of fringes} \Rightarrow |g^{(1)}(\mathbf{r}_1, \mathbf{r}_2; \tau)| \Rightarrow L_c$$



The HB&T stellar interferometer



NATURE November 10, 1956

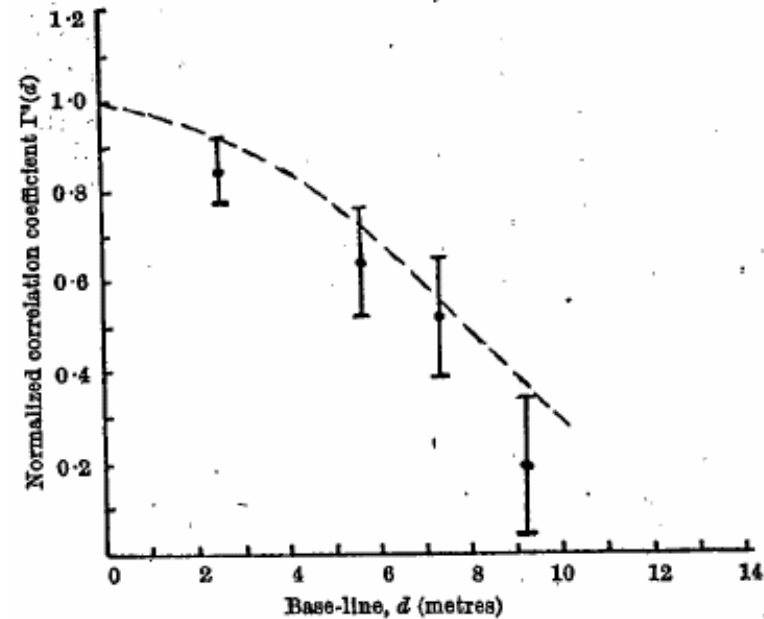


Fig. 2. Comparison between the values of the normalized correlation coefficient $\Gamma'(d)$ observed from Sirius and the theoretical values for a star of angular diameter $0.0048''$. The errors shown are the probable errors of the observations

A TEST OF A NEW TYPE OF STELLAR INTERFEROMETER ON SIRIUS

By R. HANBURY BROWN

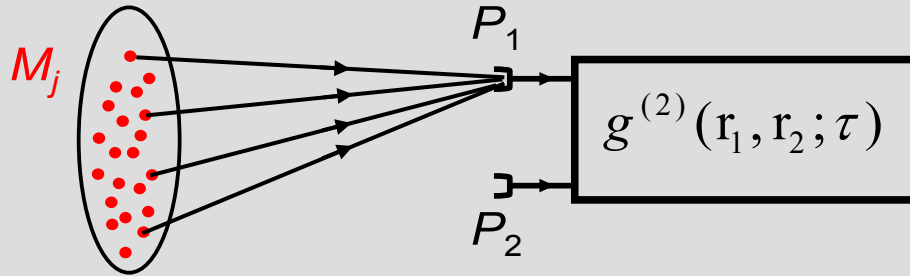
Jodrell Bank Experimental Station, University of Manchester

AND

DR. R. Q. TWISS

Services Electronics Research Laboratory, Baldock

Classical wave explanation for HB&T correlations (1)



Many independent random emitters: **complex electric field = sum of many independent random processes**

$$E(P, t) = \sum_j a_j \exp \left\{ \phi_j + \frac{\omega_j}{c} M_j P - \omega_j t \right\}$$

Gaussian random process \Rightarrow $g^{(2)}(r_1, r_2; \tau) = 1 + \left| g^{(1)}(r_1, r_2; \tau) \right|^2$

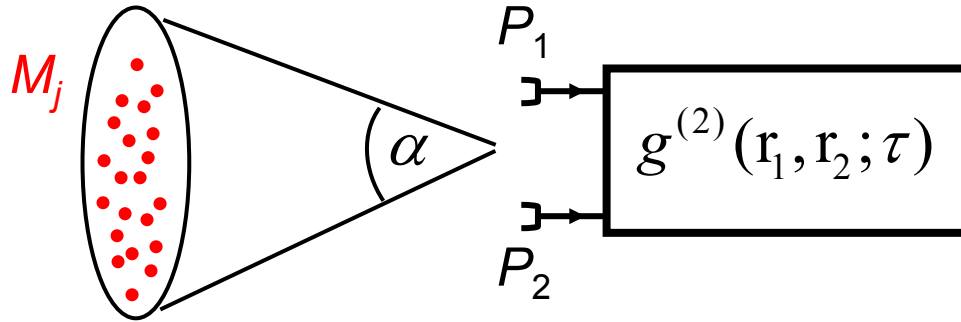
$$g^{(2)}(r_1, r_2; \tau) = \frac{\langle i(r_1, t) i(r_2, t + \tau) \rangle}{\langle i(r_1, t) \rangle \langle i(r_2, t) \rangle} = \frac{\langle E^*(r_1, t) E(r_1, t) E^*(r_2, t + \tau) E(r_2, t + \tau) \rangle}{\langle |E(r_1, t)|^2 \rangle \langle |E(r_2, t + \tau)|^2 \rangle}$$

$$g^{(1)}(r_1, r_2; \tau) = \frac{\langle E^*(r_1, t) E(r_2, t + \tau) \rangle}{\langle |E(r_1, t)|^2 \rangle^{1/2} \langle |E(r_2, t + \tau)|^2 \rangle^{1/2}}$$

Stochastic process

$\langle \rangle$ = statistical (ensemble) average
(= time average if stationary and ergodic)

Classical wave explanation for HB&T correlations (1')




Many independent random emitters: **complex electric field = sum of many independent random processes**

$$E(P, t) = \sum_j a_j \exp \left\{ \phi_j + \frac{\omega_j}{c} M_j P - \omega_j t \right\}$$

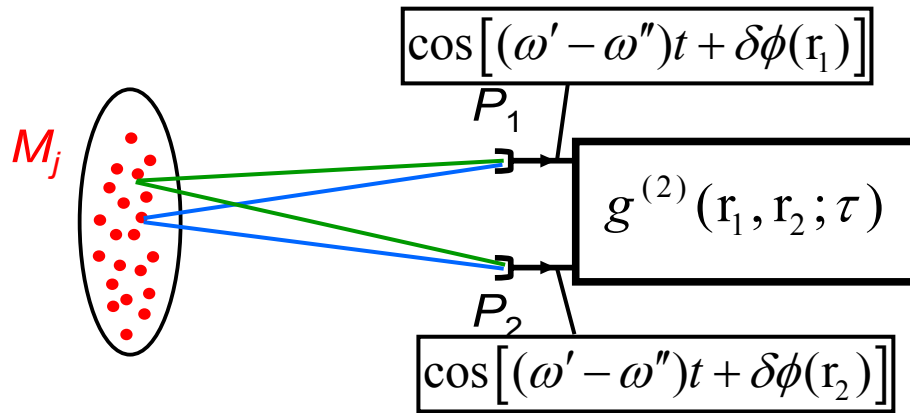
Gaussian random process $\Rightarrow g^{(2)}(r_1, r_2; \tau) = 1 + \left| g^{(1)}(r_1, r_2; \tau) \right|^2$

Speckle in the observation plane:

- Correlation radius $L_c \approx \lambda / \alpha$
- Changes after $\tau_c \approx 1 / \Delta\omega$



Classical wave explanation for HB&T correlations (2)



Many independent random emitters: complex electric field = sum of many independent random processes

$$E(P, t) = \sum_j a_j \exp \left\{ \phi_j + \frac{\omega_j}{c} M_j P - \omega_j t \right\}$$

Noise excess, due to beat notes between various spectral components from various emitters, is correlated in coherence volume $|\delta\phi(r_1) - \delta\phi(r_2)| < \pi / 2$

Simple explanation for insensitivity to atmospheric turbulence:

- path fluctuations small compared to “effective wavelength” $\lambda = c / (\omega' - \omega'')$ of beat note
- but large at the scale of optical wavelength: Michelson fringes move

The HB&T effect with photons: a hot debate

Strong negative reactions to the HB&T proposal (1955)

In term of photons

joint detection probability

$$g^{(2)}(r_1, r_2; \tau) = \frac{\langle \pi(r_1, r_2, t) \rangle}{\langle \pi(r_1, t) \rangle \langle \pi(r_2, t) \rangle}$$

single detection probabilities

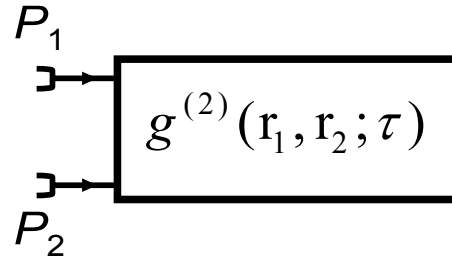
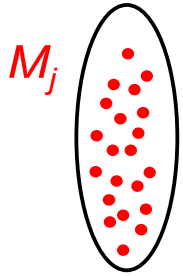
For independent detection events $g^{(2)} = 1$

$g^{(2)}(0) = 2 \Rightarrow$ probability to find two photons at the same place
larger than the product of simple probabilities: bunching

How might independent particles be bunched ?

The HB&T effect with photons: a hot debate

Strong negative reactions to the HB&T proposal (1955)



How might photons emitted from distant points in an incoherent source (possibly a star) not be statistically independent ?

HB&T answer

- Experimental demonstration!
- Light is both wave and particles.

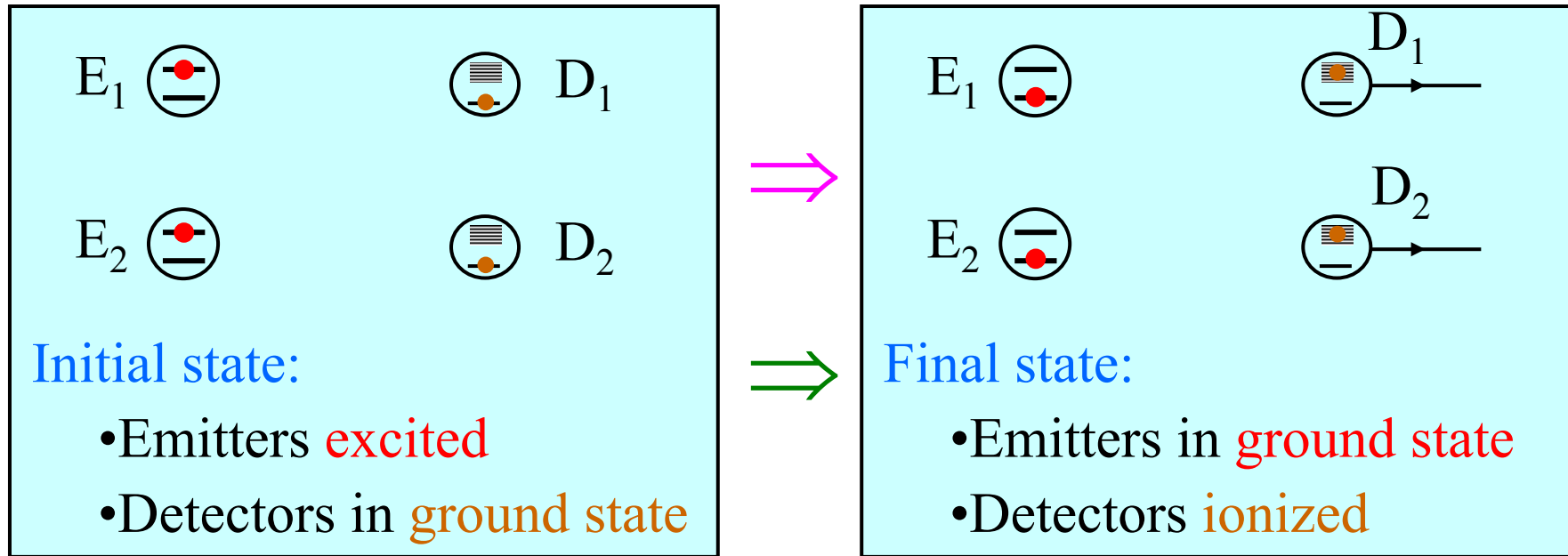
- Uncorrelated detections easily understood as independent particles (shot noise)
- Correlations (excess noise) due to beat notes of random waves

$$g^{(2)}(r_1, r_2; \tau) = 1 + |g^{(1)}(r_1, r_2; \tau)|^2$$

cf. Einstein's discussion of wave particle duality in Salzburg (1909), about black body radiation fluctuations

The HB&T effect with photons: Fano-Glauber interpretation

Two photon emitters, two detectors



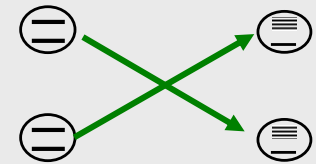
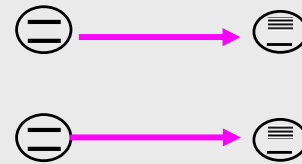
Two paths to go from THE initial state to THE final state



Amplitudes of the two process interfere \Rightarrow factor 2

The HB&T effect with particles: a non trivial quantum effect

Two paths to go from one initial state to one final state: quantum interference



Two photon interference effect: quantum weirdness

- happens in configuration space, not in real space
- A precursor of entanglement, HOM, etc...

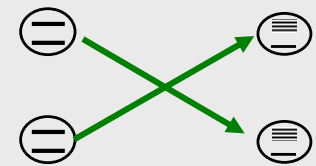
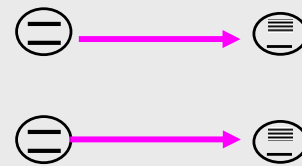
Lack of statistical independence (bunching) although no “real” interaction
cf Bose-Einstein Condensation (letter from Einstein to Schrödinger, 1924)

... but a trivial effect for a radio (waves) engineer
or a physicist working in classical optics (speckle)

$$\langle I(t)^2 \rangle \geq \langle I(t) \rangle^2$$

The HB&T effect with fermions: a fully quantum effect

Two paths to go from one initial state to one final state: quantum interference



Amplitudes added with opposite signs: antibunching

Two particles interference effect: quantum weirdness

- happens in configuration space, not in real space
- A precursor of entanglement etc...

Lack of statistical independence although no “real” interaction

... no classical interpretation

$$\langle n(t)^2 \rangle < \langle n(t) \rangle^2$$

Impossible for classical densities

Intensity correlation with laser light:

PHOTON CORRELATIONS*

Phys Rev Lett 1963

Roy J. Glauber

Lyman Laboratory, Harvard University, Cambridge, Massachusetts

(Received 27 December 1962)

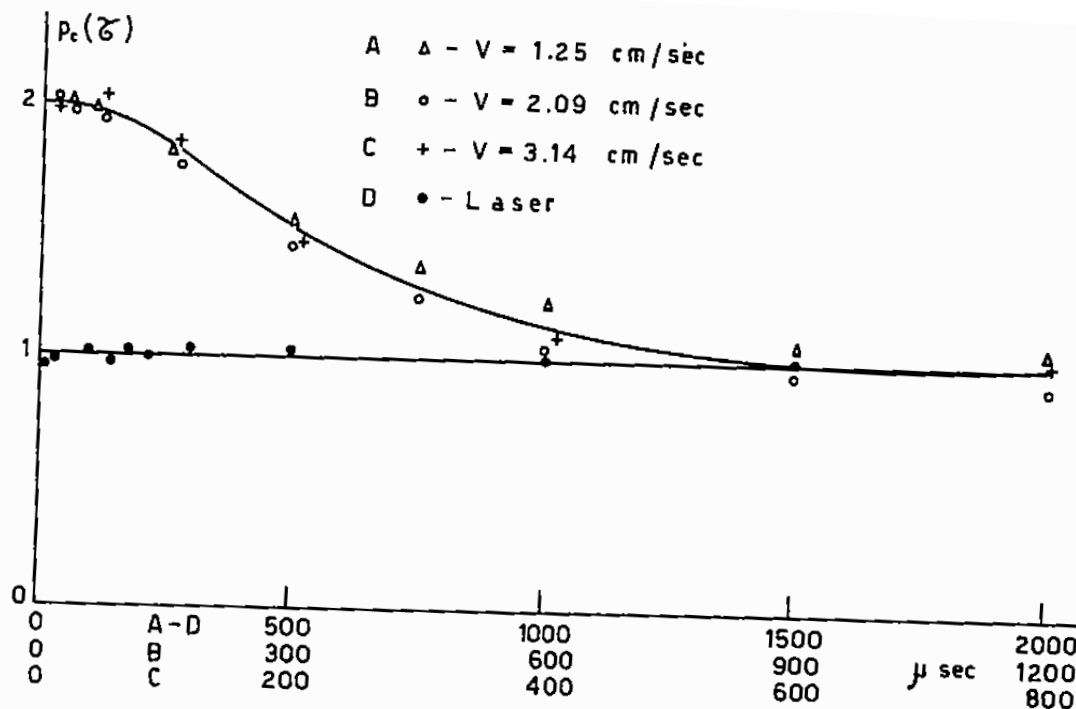


Fig. 1. Conditional probability $p_c(\tau)$ of a second count occurring at a time τ after a first has occurred at time $\tau = 0$.

1960: inv

•1961: M

to obser

•1963: C

→ quant

•1965: A

laser: no

below th

•1966: A

In 1

that t

tral v

pairs

tons

that

ing t

of la

bear

that

from an inappropriate

]

:

—

ted

—

t

row-

ction²

the

e

S

eam.

Simple classi

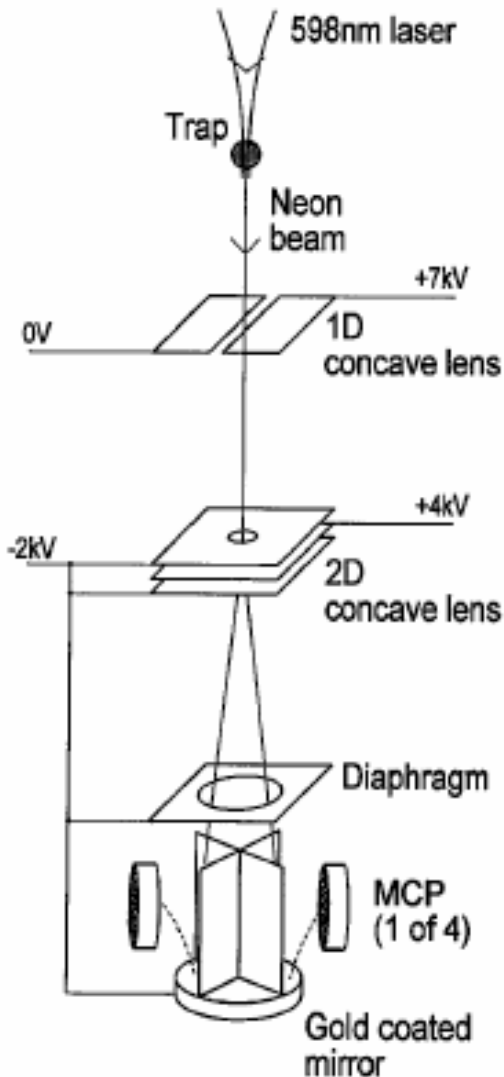
$$E = E_0 \exp\{-i\omega\tau\}$$

use of Glauber coherent states

An atomic Hanbury Brown and Twiss experiment with He*

- The H. B. & T. experiment with light: a landmark in quantum (photon) optics
- The HB&T effect with atoms
- Ultra cold He* with a space and time resolved detector: a new tool in quantum atom optics

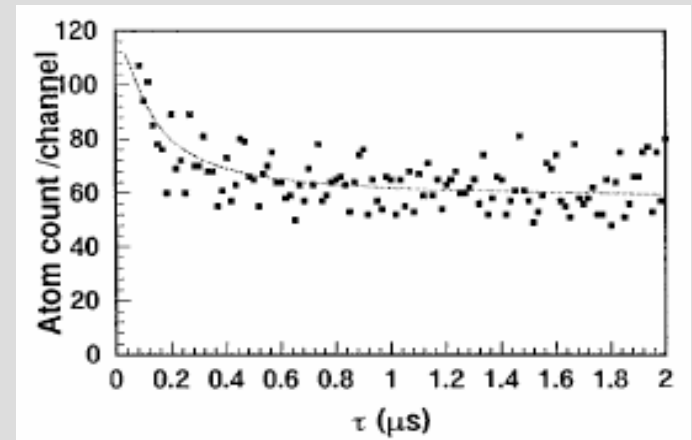
The HB&T effect with atoms: Yasuda and Shimizu, 1996



- Cold neon atoms in a MOT ($100 \mu\text{K}$) continuously pumped into a non trapped (falling) metastable
 - Single atom detection (metastable atom)
 - Narrow source ($<100\mu\text{m}$): coherence volume as large as detector viewed through diverging lens: no reduction of the visibility of the bump

Effect clearly seen

- Bump disappears when detector size $\gg L_C$
- Coherence time as predicted: $\hbar / \Delta E \approx 0.2 \mu\text{s}$



Completely analogous to HB&T: continuous; longitudinal \neq transverse

HB&T type effects with particles

Atomic density correlations

- $g^{(3)}(0) = 3!$ (JILA, 1997): 3 body collisions in a thermal cloud, in contrast to a BEC (Kagan, Svistunov, Shlyapnikov, JETP lett 1985)
- $g^{(2)}(0) = 2$ (MIT, 1997): Interaction energy of a thermal gas
- Correlations in a quasicondensate (Hannover 2003)
- Correlations in the atom density fluctuations in cold atomic samples
 - Atoms released from a Mott phase (Mainz, 2005)
 - Molecules dissociation (D Jin et al., Boulder, 2005)
 - Atomic density fluctuations on an atom chip (Orsay, 2005)

Also observed in nuclear and particle physics

G. Baym, Acta Phys. Pol. B 29, 1839 (1998).

Fermionic antibunching observed with electrons

M. Henny et al., (1999); W. D. Oliver et al.(1999); H. Kiesel et al. (2002).

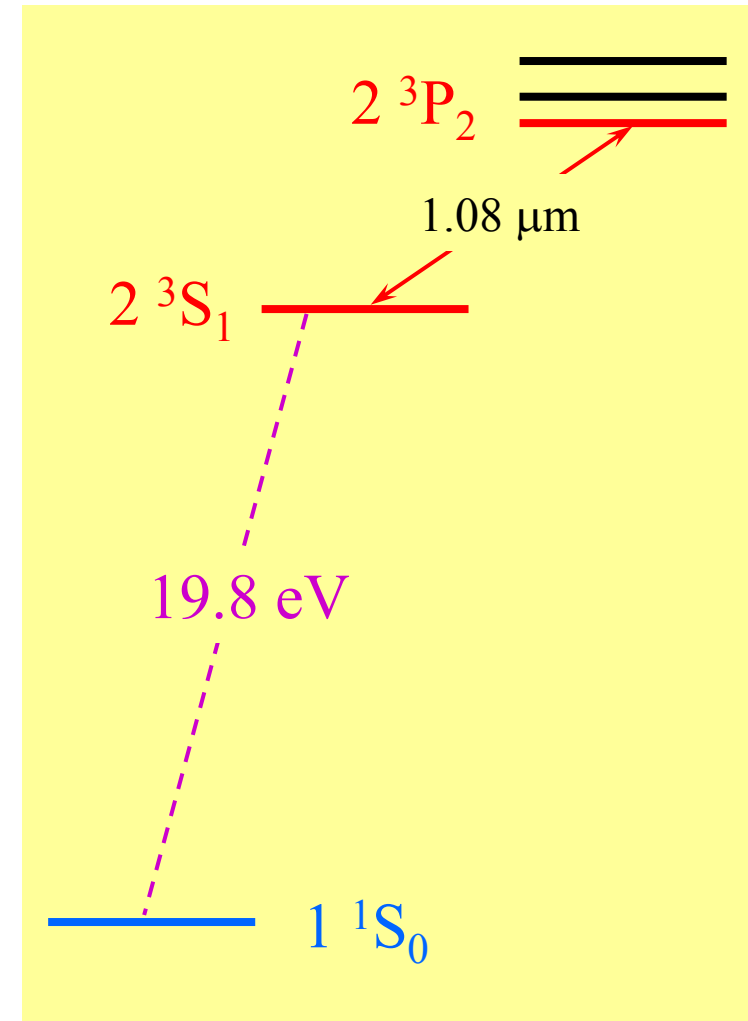
An atomic Hanbury Brown and Twiss experiment with He*

- The H. B. & T. experiment with light: a landmark in quantum (photon) optics
- The HB&T effect with atoms
- Ultra cold He* with a space and time resolved detector: a new tool in quantum atom optics

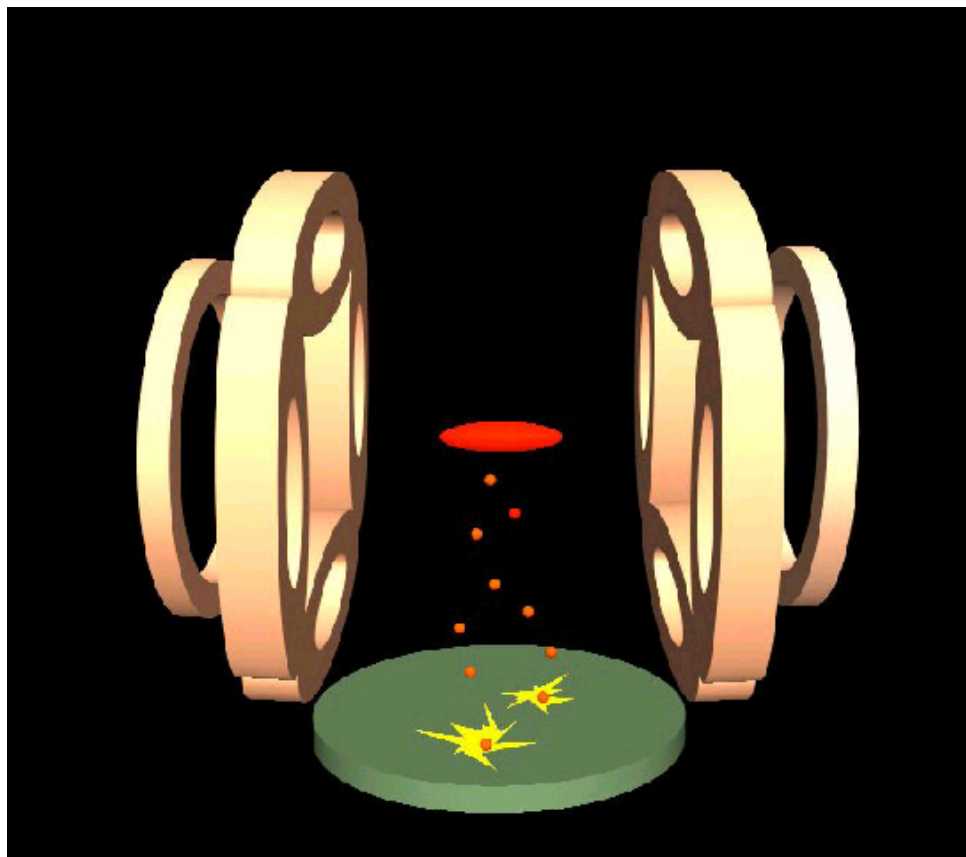
Metastable Helium $2\ ^3S_1$

- Triplet ($\uparrow\uparrow$) $2\ ^3S_1$ cannot *radiatively* decay to singlet ($\uparrow\downarrow$) $1\ ^1S_0$ (lifetime 9000 s)
- Laser manipulation on closed transition $2\ ^3S_1 \rightarrow 2\ ^3P_2$ at $1.08\ \mu\text{m}$ (lifetime 100 ns)

- Large electronic energy stored in He*
 - \Rightarrow ionization of colliding atoms or molecules
 - \Rightarrow extraction of electron from metal: single atom detection with Micro Channel Plate detector



He* trap and MCP detection



Clover leaf trap

@ 240 A : B_0 : 0.3 to 200 G ;

$B' = 90$ G / cm ; $B'' = 200$ G / cm²

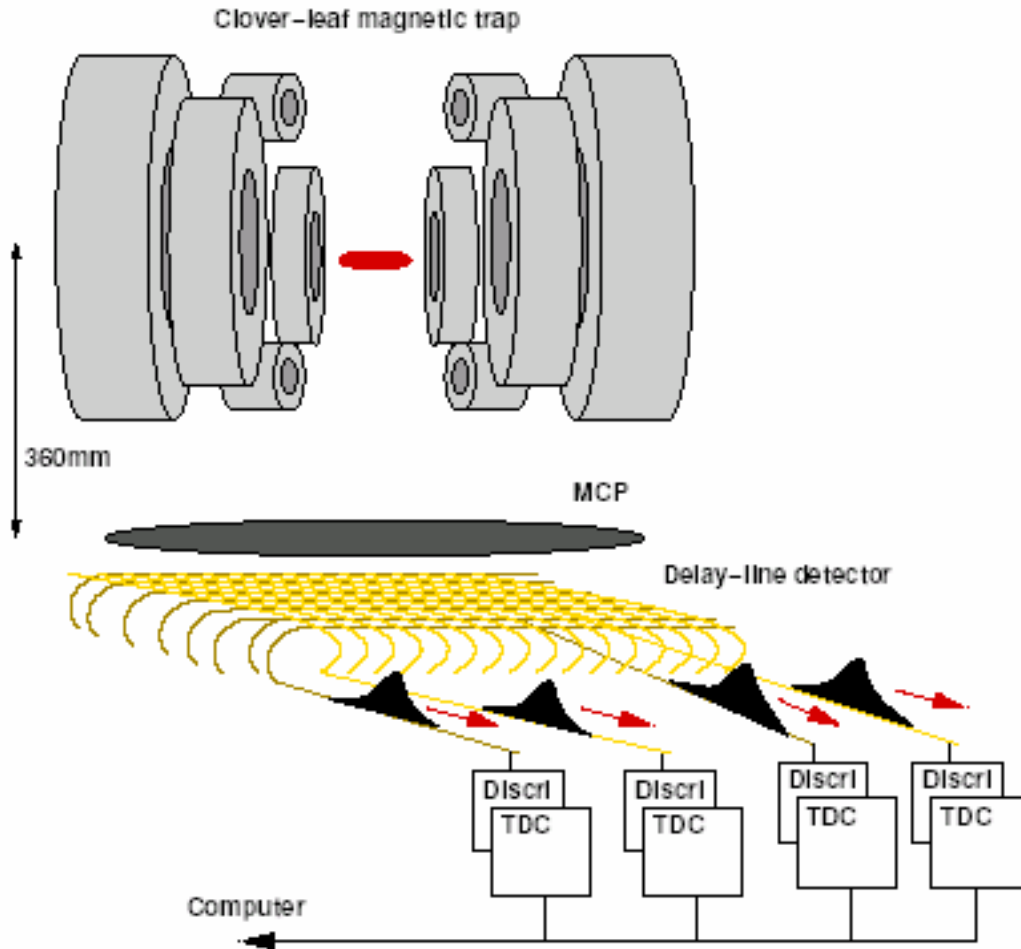
$\omega_z / 2\pi = 50$ Hz ; $\omega_{\perp} / 2\pi = 1800$ Hz
(1200 Hz)

He* on the Micro Channel Plate detector:

- ⇒ an electron is extracted
- ⇒ multiplication
- ⇒ observable pulse

Single atom detection of He*

A position and time resolved detector



Delay lines + Time to digital converters: **detection events localized in time and position**

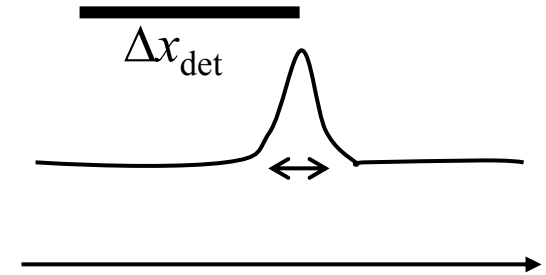
- Time resolution better than 1 ns 😊
- **Dead time : 30 ns** 😊
- Local flux limited by MCP saturation ☹️
- **Position resolution (limited by TDC): 200 μm** ☹️

10⁴ detectors working in parallel ! 😊 😊 😊 😊 😊 😊

The detector resolution issue

If the detector size Δx_{det} is larger than the HBT bump width L_{cx}

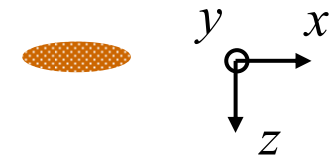
$$L_{\text{cx}} \ll \frac{\hbar}{2M \Delta x_{\text{source}}} t_{\text{fall}}$$



then the height of the HB&T bump is reduced:

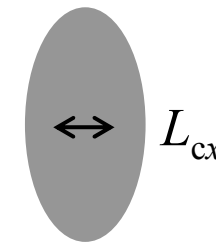
$$g^{(2)} - 1 \ll \frac{L_{\text{C}}}{\Delta x_{\text{det}}} < 1$$

- At 1 μK ,
- $\Delta y_{\text{source}} \approx 4 \mu\text{m}$ (1800 Hz) 😊
 - $\Delta x_{\text{source}} \approx 150 \mu\text{m}$ (50 Hz) 😞



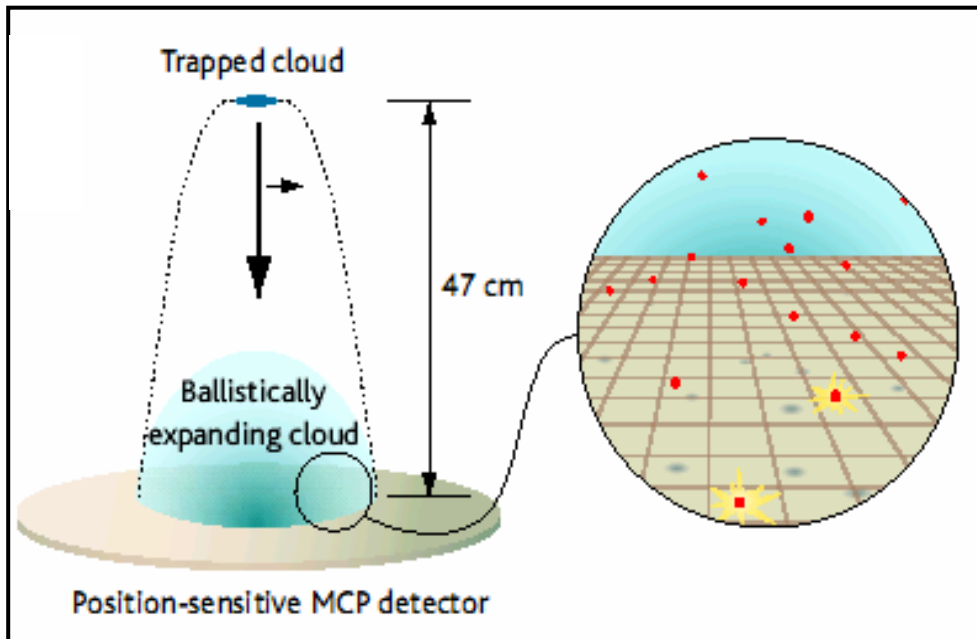
Resolution sufficient along y (200 μm compared to 500 μm) but insufficient along x .

Expected reduction factor of 15



NB: vertical resolution is more than sufficient: $\Delta z_{\text{det}} \approx V \Delta t \approx 1 \text{ nm}$ 😊

Experimental procedure



- Cool the trapped sample to a chosen temperature (above BEC transition)
- Release onto the detector
- Monitor and record each detection event n :
 - ✓ Pixel number i_n (coordinates x, y)
 - ✓ Time of detection t_n (coordinate z)

$(i_1, t_1), \dots, (i_n, t_n), \dots$

$\{(i_1, t_1), \dots, (i_n, t_n), \dots\} =$ a record
Related to a single cold atom sample

Repeat many times (accumulate records) at same temperature

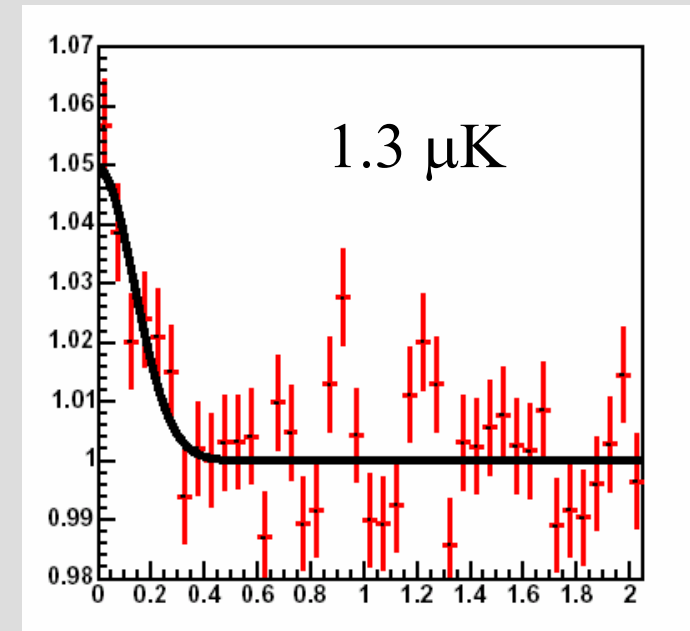
Pulsed experiment: 3 dimensions are equivalent \neq CW experiment

z axis (time) correlation function: thermal sample above T_c

- For a given record (ensemble of detection events for a given released sample), evaluate two-time joint detections probability separately for each pixel j
 $\rightarrow [\pi^{(2)}(\tau)]_i$
- Average over all pixels of the same record and over all records (at same temperature)
- Normalize by the autocorrelation of average (over all pixels and all records) time of flight

$$\rightarrow g^{(2)}(\Delta x = \Delta y = 0; \tau)$$

$$g^{(2)}(\Delta x = \Delta y = 0; \tau)$$



Bump visibility = 5×10^{-2}
 Agreement with prediction
 (resolution)

For a given record (ensemble of detections for a given released sample), look for time correlation of each pixel j with neighbours k

$$\rightarrow [\pi^{(2)}(\tau)]_{ik}$$

Process

- Average over all pixel pairs with same separation, and over all records at same temperature

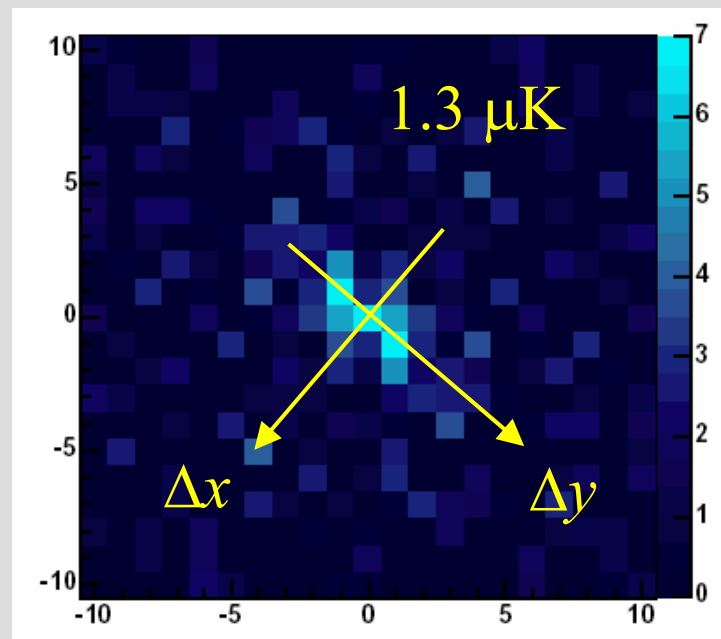
- Normalize

$$\rightarrow g^{(2)}(\Delta x; \Delta y; 0)$$

Hanbury Brown Twiss Effect for Ultracold Quantum Gases

M. Schellekens,¹ R. Hoppeler,¹ A. Perrin,¹ J. Viana Gomes,^{1,2}
D. Boiron,¹ A. Aspect,¹ C. I. Westbrook^{1*}

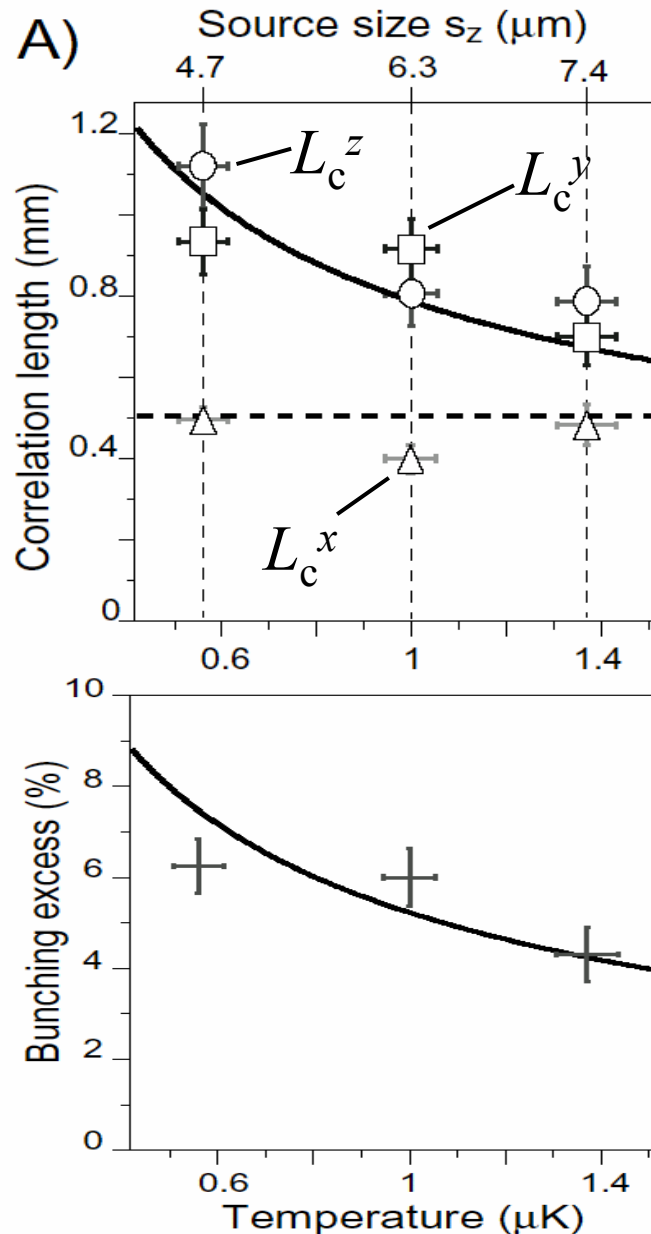
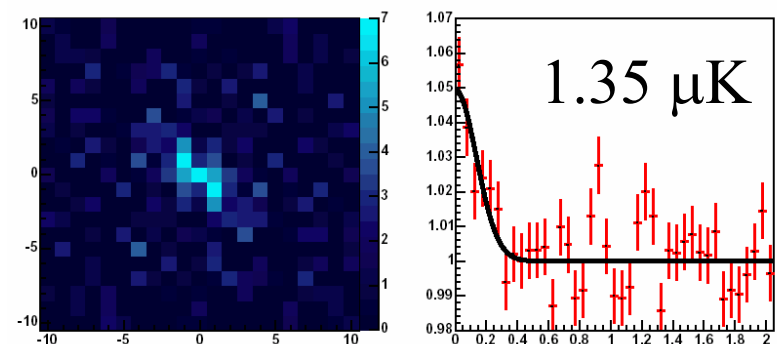
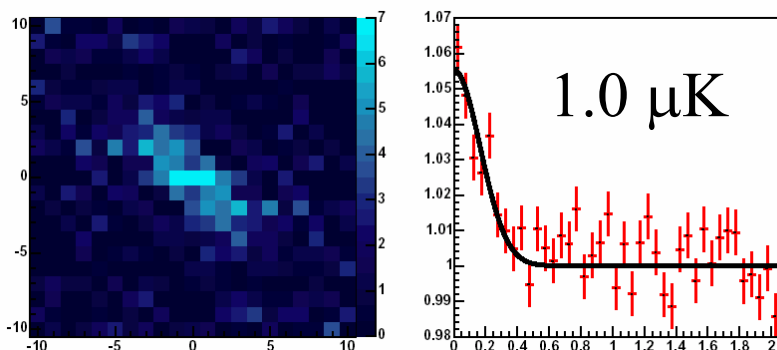
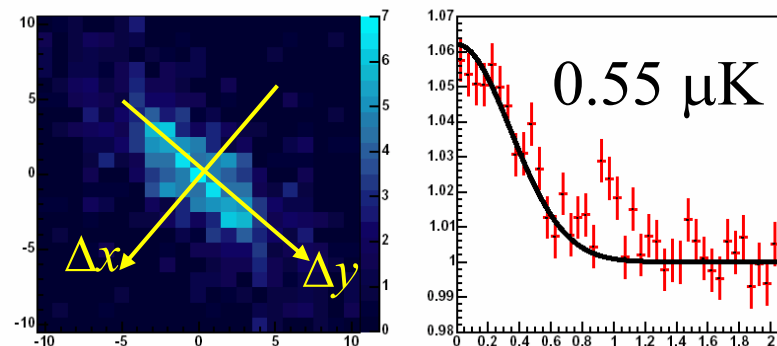
$$g^{(2)}(\Delta x; \Delta y; 0)$$



Extends along y
(narrow dimension of the source)



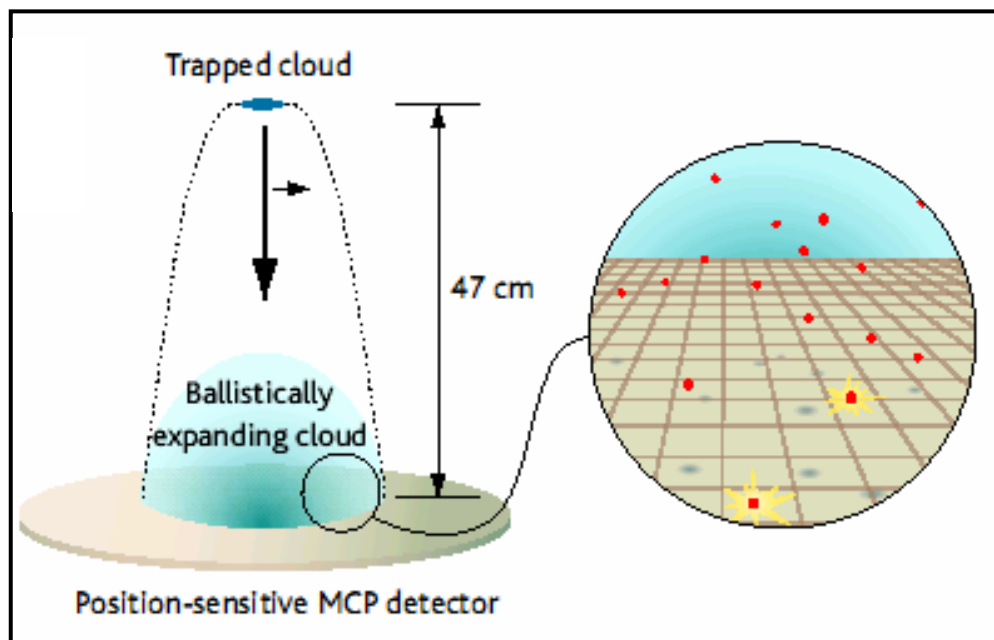
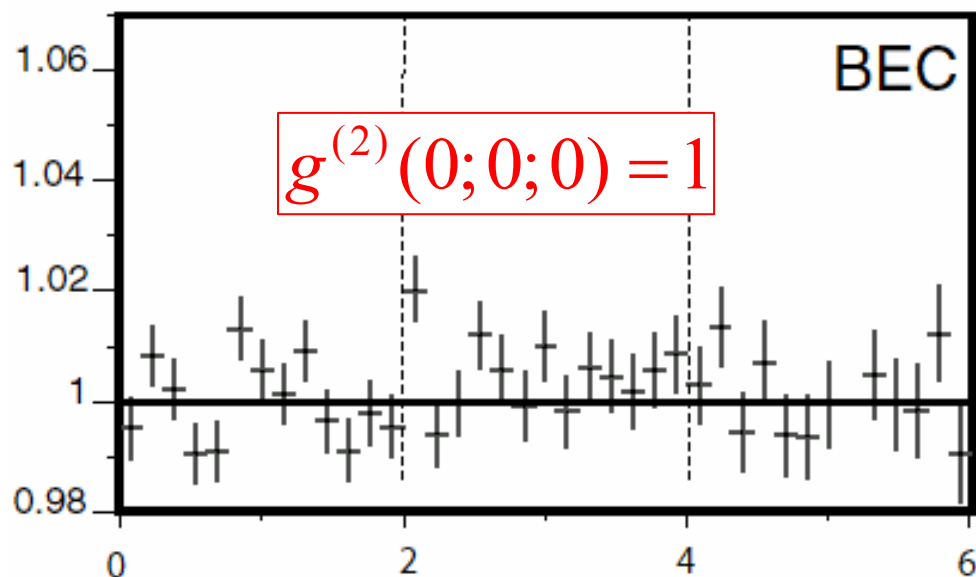
More results (thermal sample)



Temperature controls the size of the source (harmonic trap)

z axis correlation function: case of a BEC ($T < T_c$)

Experiment more difficult:
atoms fall on a small area on
the detector
⇒ problems of saturation

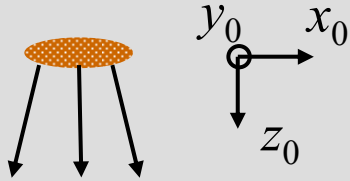


No bunching: analogous to
laser light

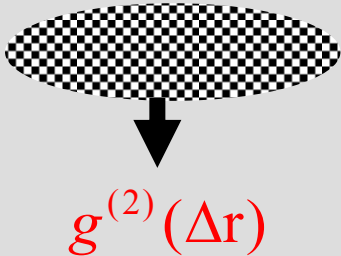
(see also Öttl et al.; PRL 95,090404)

What is the HB&T signal? (thermal sample above T_c)

Cold
sample
above T_c



Detector



Analogy to optics

- Thermal sample above T_c
- Sample size $\gg \Lambda_T$ (coherence length of the sample)

\Rightarrow Many independent sources

- Propagation to detector

\Rightarrow Gaussian field: $g^{(2)}(\Delta r) = 1 + |g^{(1)}(\Delta r)|^2$

$g^{(1)}(\Delta r)$ = Fourier Transf. of the momentum distribution on detector $\rho(\mathbf{P})$

In the far field regime, $\rho(\mathbf{P})$ maps the density $n(\mathbf{r}_0)$ of the source.

$$\Rightarrow g^{(2)}(\Delta r) - 1 = |FT\{n(\mathbf{r}_0)\}|^2$$

Does not depend on the coherence length
in the source

What next?

Take more data around the BEC transition, and compare to theory
(when available)

- Case of an ideal gas (without interaction)
- Case of an interacting gas (expansion an issue)
- Critical fluctuations?

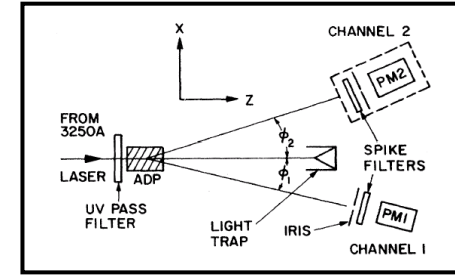
Improve the detector

- Spatial resolution (depends on the TDC time resolution); make full use of high resolution along vertical direction
- Saturation of MCP at high flux
- Install a better (more homogeneous) MCP

Single atom detection resolved in space and time: fascinating possibilities in quantum atom optics

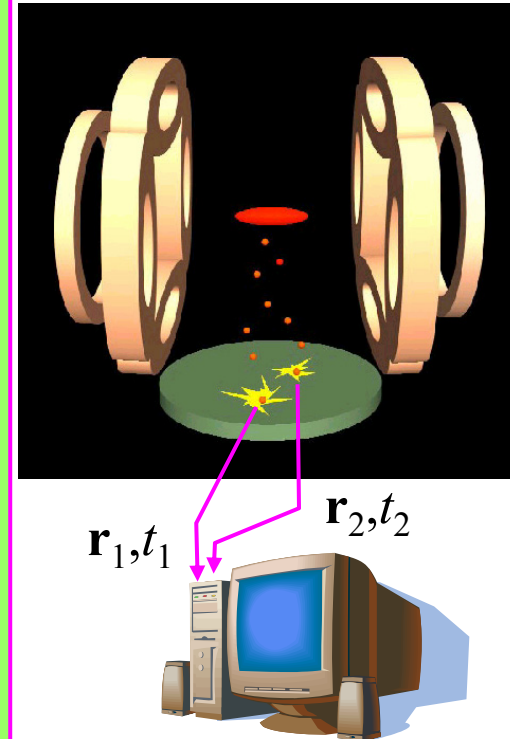
Photon counting (1950-): start of modern quantum optics

$$g^{(2)}(\mathbf{r}_1, t_1; \mathbf{r}_2, t_2)$$



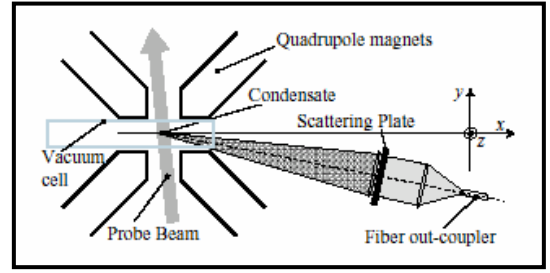
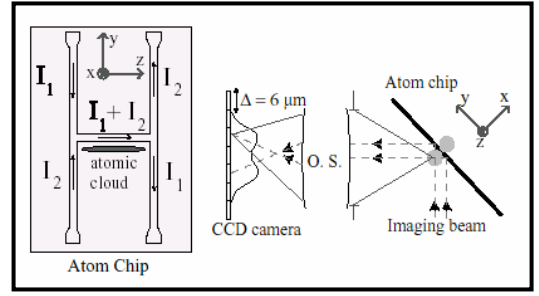
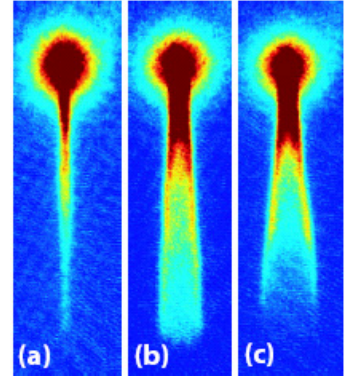
Single atom detection, resolved in time and space (2005-)

- Study of any correlation function of atomic field
 - Hanburry-Brown & Twiss type experiments
 - Fluctuations of atom laser around BEC transition
 - Detection of correlated atom pairs in 4-wave mixing
 - Entangled atomic pairs? Bell's inequalities violation? A resource for quantum information?



More atom lasers, atom-atom correlations, and BEC studies at LCFIO: a sampling

- Beam quality (M^2 factor) of a non ideal atom laser
 J.-F. Riou, W. Guerin, Y. Le Coq, M. Fauquembergue, V. Josse, P. Bouyer, AA, [PRL 2006](#)
- In situ observation of bunching in a quasi 1D cold sample (atom chip):
 J. Estève, J.-B. Trebbia, T. Schumm, A. A., C. I. Westbrook, and I. Bouchoule, [PRL 2006](#)
- Suppression of transport of an interacting BEC in a random potential:
 D. Clément, A.F. Varon, M. Hugbart, J.A. Retter, P. Bouyer, L. Sanchez-Palencia, D.M. Gangardt, G.V. Shlyapnikov, AA, [PRL 2005](#)



Groupe d'Optique Atomique du Laboratoire Charles Fabry de l'Institut d'Optique

Electronics
André Villing
Frédéric Moron

Alain Aspect
Philippe Bouyer
Chris Westbrook

Denis Boiron
Isabelle Bouchoule
Vincent Josse
L. Sanchez-Palencia
Nathalie Westbrook

ATOM CHIP BEC (x2)

Torsten Schumm
Jean-Baptiste Trebia
Yannick Pohon
Ron Cornelussen

1D BEC

Andres Varon
David Clément
Pierre Lugan
Jocelyn Retter

He* BEC

M. Schellekens
A. Perrin
V Krachmalnicoff
Hong Chang

ATOM LASER

Jean Felix Riou
William Guérin

FERMIONS BOSONS MIXTURES

Gaël Varoquaux
Jean-François Clément
Rob Nyman

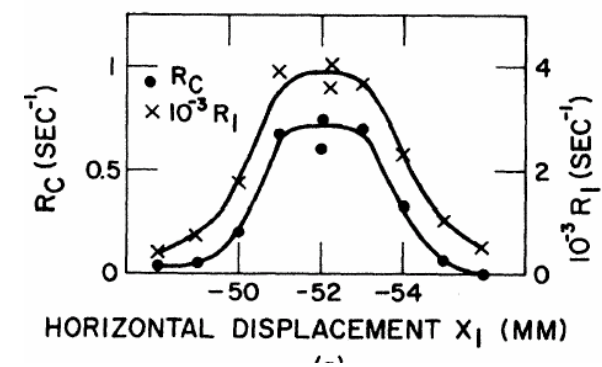
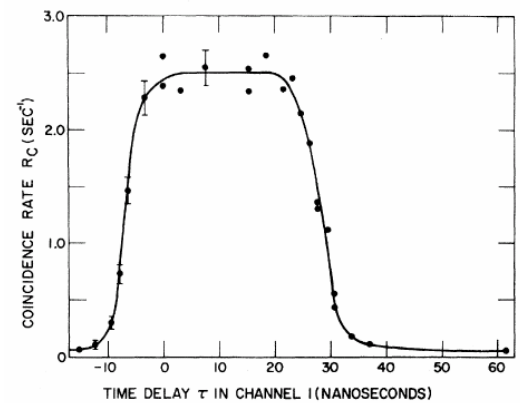
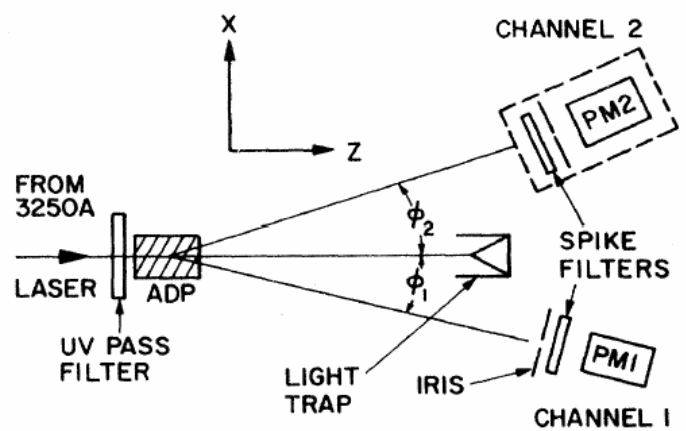
BIOPHOTONICS

Karen Perronet

Single He* detection: breakthrough in quantum atom optics

Photon counting (1950-): start of modern quantum optics

Correlation function resolved in space and time $g^{(2)}(\mathbf{r}_1, t_1; \mathbf{r}_2, t_2)$



OBSERVATION OF SIMULTANEITY IN PARAMETRIC PRODUCTION OF OPTICAL PHOTON PAIRS

David C. Burnham and Donald L. Weinberg
 National Aeronautics and Space Administration Electronics Research Center, Cambridge, Massachusetts 02142
 (Received 12 May 1970)

PRL 25, 84
 (1970)

TIME DISTRIBUTION OF PHOTONS FROM COHERENT AND GAUSSIAN SOURCES *

F. T. ARECCHI**, E. GATTI*** and A. SONA
Laboratori CISE, Segrate, Milano, Italy

Received 28 December 1965

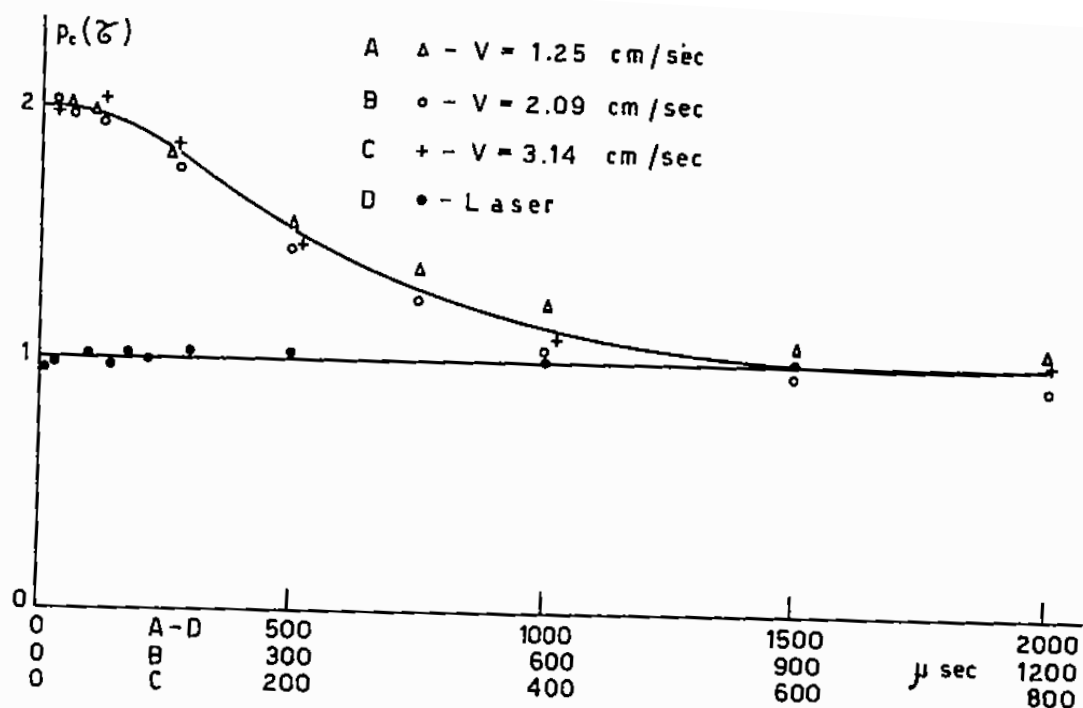


Fig. 1. Conditional probability $p_c(\tau)$ of a second count occurring at a time τ after a first has occurred at time $\tau = 0$.